

Numbers

Grow

Place in Canon

First specify

Book of Bible

Second specify

Old Testament or New Testament

Third specify

(Old Testament) - Law (Pentateuch), History, Poetry & Wisdom, Major Prophets, Minor Prophets

(New Testament) - Gospels, History, Letters of Paul, General Letters, Prophecy

Possible, probable, or generally accepted **authorship** (include notes or explanations, if applicable)

Possible, probable, or generally accepted **date** (include notes or explanations, if applicable)

Numbers Chapter 1

Title I would give this chapter:

Glue completed penmanship paper for this chapter:


Hebrew-Greek vocabulary study from penmanship verse:

Underlined Word: _____
Strong's Number: _____
Hebrew or Greek Word: _____
Phonetic Spelling (Pronunciation): _____
Definition: _____ _____ _____

Verse cross-referenced. Just write the Bible reference, then go to the Bible verse and read it.

Write out today's *chapter question*, then illustrate your answer. (For 3-dimensional artwork, you will need to photograph your artwork and mount the photo on this page.) Include a caption for your illustration or artwork. (For the illustration, you may draw your own picture, or paste on this page an appropriate clipart or other picture/ photo/ drawing. Be sure to include the copyright information if the picture is not your own original work.)

Q _____



Caption: _____

Numbers Chapter 2

Title I would give this chapter:

Glue completed penmanship paper for this chapter:


Hebrew-Greek vocabulary study from penmanship verse:

Underlined Word: _____
Strong's Number: _____
Hebrew or Greek Word: _____
Phonetic Spelling (Pronunciation): _____
Definition: _____ _____ _____

Verse cross-referenced. Just write the Bible reference, then go to the Bible verse and read it.

Write out today's *chapter question*, then illustrate your answer. (For 3-dimensional artwork, you will need to photograph your artwork and mount the photo on this page.) Include a caption for your illustration or artwork. (For the illustration, you may draw your own picture, or paste on this page an appropriate clipart or other picture/ photo/ drawing. Be sure to include the copyright information if the picture is not your own original work.)

Q _____



Caption: _____

Numbers Chapter 3

Title I would give this chapter:

Glue completed penmanship paper for this chapter:

Hebrew-Greek vocabulary study from penmanship verse:

Underlined Word: _____
Strong's Number: _____
Hebrew or Greek Word: _____
Phonetic Spelling (Pronunciation): _____
Definition: _____ _____ _____

Verse cross-referenced. *Just write the Bible reference, then go to the Bible verse and read it.*

Write out today's *chapter question*, then illustrate your answer. (For 3-dimensional artwork, you will need to photograph your artwork and mount the photo on this page.) Include a caption for your illustration or artwork. (For the illustration, you may draw your own picture, or paste on this page an appropriate clipart or other picture/ photo/ drawing. Be sure to include the copyright information if the picture is not your own original work.)

Q _____



Caption: _____

Numbers Chapter 4

Title I would give this chapter:

Glue completed penmanship paper for this chapter:

Hebrew-Greek vocabulary study from penmanship verse:

Underlined Word: _____
Strong's Number: _____
Hebrew or Greek Word: _____
Phonetic Spelling (Pronunciation): _____
Definition: _____ _____ _____

Verse cross-referenced. *Just write the Bible reference, then go to the Bible verse and read it.*

Write out today's *chapter question*, then illustrate your answer. (For 3-dimensional artwork, you will need to photograph your artwork and mount the photo on this page.) Include a caption for your illustration or artwork. (For the illustration, you may draw your own picture, or paste on this page an appropriate clipart or other picture/ photo/ drawing. Be sure to include the copyright information if the picture is not your own original work.)

Q _____



Caption: _____

Numbers Chapter 5

Title I would give this chapter:

Glue completed penmanship paper for this chapter:


Hebrew-Greek vocabulary study from penmanship verse:

Underlined Word: _____
Strong's Number: _____
Hebrew or Greek Word: _____
Phonetic Spelling (Pronunciation): _____
Definition: _____ _____ _____

Verse cross-referenced. *Just write the Bible reference, then go to the Bible verse and read it.*

Write out today's *chapter question*, then illustrate your answer. (For 3-dimensional artwork, you will need to photograph your artwork and mount the photo on this page.) Include a caption for your illustration or artwork. (For the illustration, you may draw your own picture, or paste on this page an appropriate clipart or other picture/ photo/ drawing. Be sure to include the copyright information if the picture is not your own original work.)

Q _____



Caption: _____

Numbers Chapter 6

Title I would give this chapter:

Glue completed penmanship paper for this chapter:


Hebrew-Greek vocabulary study from penmanship verse:

Underlined Word: _____
Strong's Number: _____
Hebrew or Greek Word: _____
Phonetic Spelling (Pronunciation): _____
Definition: _____ _____ _____

Verse cross-referenced. *Just write the Bible reference, then go to the Bible verse and read it.*

Write out today's *chapter question*, then illustrate your answer. (For 3-dimensional artwork, you will need to photograph your artwork and mount the photo on this page.) Include a caption for your illustration or artwork. (For the illustration, you may draw your own picture, or paste on this page an appropriate clipart or other picture/ photo/ drawing. Be sure to include the copyright information if the picture is not your own original work.)

Q _____



Caption: _____

Numbers Chapter 7

Title I would give this chapter:

Glue completed penmanship paper for this chapter:

Hebrew-Greek vocabulary study from penmanship verse:

Underlined Word: _____
Strong's Number: _____
Hebrew or Greek Word: _____
Phonetic Spelling (Pronunciation): _____
Definition: _____ _____ _____

Verse cross-referenced. *Just write the Bible reference, then go to the Bible verse and read it.*

Write out today's *chapter question*, then illustrate your answer. (For 3-dimensional artwork, you will need to photograph your artwork and mount the photo on this page.) Include a caption for your illustration or artwork. (For the illustration, you may draw your own picture, or paste on this page an appropriate clipart or other picture/ photo/ drawing. Be sure to include the copyright information if the picture is not your own original work.)

Q _____



Caption: _____

Numbers Chapter 8

Title I would give this chapter:

Glue completed penmanship paper for this chapter:


Hebrew-Greek vocabulary study from penmanship verse:

Underlined Word: _____
Strong's Number: _____
Hebrew or Greek Word: _____
Phonetic Spelling (Pronunciation): _____
Definition: _____ _____ _____

Verse cross-referenced. *Just write the Bible reference, then go to the Bible verse and read it.*

Write out today's *chapter question*, then illustrate your answer. (For 3-dimensional artwork, you will need to photograph your artwork and mount the photo on this page.) Include a caption for your illustration or artwork. (For the illustration, you may draw your own picture, or paste on this page an appropriate clipart or other picture/ photo/ drawing. Be sure to include the copyright information if the picture is not your own original work.)

Q _____



Caption: _____

Numbers Chapter 9

Title I would give this chapter:

Glue completed penmanship paper for this chapter:


Hebrew-Greek vocabulary study from penmanship verse:

Underlined Word: _____
Strong's Number: _____
Hebrew or Greek Word: _____
Phonetic Spelling (Pronunciation): _____
Definition: _____ _____ _____

Verse cross-referenced. *Just write the Bible reference, then go to the Bible verse and read it.*

Write out today's *chapter question*, then illustrate your answer. (For 3-dimensional artwork, you will need to photograph your artwork and mount the photo on this page.) Include a caption for your illustration or artwork. (For the illustration, you may draw your own picture, or paste on this page an appropriate clipart or other picture/ photo/ drawing. Be sure to include the copyright information if the picture is not your own original work.)

Q _____



Caption: _____

Numbers Chapter 10

Title I would give this chapter:

Glue completed penmanship paper for this chapter:


Hebrew-Greek vocabulary study from penmanship verse:

Underlined Word: _____
Strong's Number: _____
Hebrew or Greek Word: _____
Phonetic Spelling (Pronunciation): _____
Definition: _____ _____ _____

Verse cross-referenced. *Just write the Bible reference, then go to the Bible verse and read it.*

Write out today's *chapter question*, then illustrate your answer. (For 3-dimensional artwork, you will need to photograph your artwork and mount the photo on this page.) Include a caption for your illustration or artwork. (For the illustration, you may draw your own picture, or paste on this page an appropriate clipart or other picture/ photo/ drawing. Be sure to include the copyright information if the picture is not your own original work.)

Q _____



Caption: _____

Numbers Chapter 11

Title I would give this chapter:

Glue completed penmanship paper for this chapter:


Hebrew-Greek vocabulary study from penmanship verse:

Underlined Word: _____
Strong's Number: _____
Hebrew or Greek Word: _____
Phonetic Spelling (Pronunciation): _____
Definition: _____ _____ _____

Verse cross-referenced. *Just write the Bible reference, then go to the Bible verse and read it.*

Write out today's *chapter question*, then illustrate your answer. (For 3-dimensional artwork, you will need to photograph your artwork and mount the photo on this page.) Include a caption for your illustration or artwork. (For the illustration, you may draw your own picture, or paste on this page an appropriate clipart or other picture/ photo/ drawing. Be sure to include the copyright information if the picture is not your own original work.)

Q _____



Caption: _____

Numbers Chapter 12

Title I would give this chapter:

Glue completed penmanship paper for this chapter:


Hebrew-Greek vocabulary study from penmanship verse:

Underlined Word: _____
Strong's Number: _____
Hebrew or Greek Word: _____
Phonetic Spelling (Pronunciation): _____
Definition: _____ _____ _____

Verse cross-referenced. *Just write the Bible reference, then go to the Bible verse and read it.*

Write out today's *chapter question*, then illustrate your answer. (For 3-dimensional artwork, you will need to photograph your artwork and mount the photo on this page.) Include a caption for your illustration or artwork. (For the illustration, you may draw your own picture, or paste on this page an appropriate clipart or other picture/ photo/ drawing. Be sure to include the copyright information if the picture is not your own original work.)

Q _____



Caption: _____

Numbers Chapter 13

Title I would give this chapter:

Glue completed penmanship paper for this chapter:


Hebrew-Greek vocabulary study from penmanship verse:

Underlined Word: _____
Strong's Number: _____
Hebrew or Greek Word: _____
Phonetic Spelling (Pronunciation): _____
Definition: _____ _____ _____

Verse cross-referenced. *Just write the Bible reference, then go to the Bible verse and read it.*

Write out today's *chapter question*, then illustrate your answer. (For 3-dimensional artwork, you will need to photograph your artwork and mount the photo on this page.) Include a caption for your illustration or artwork. (For the illustration, you may draw your own picture, or paste on this page an appropriate clipart or other picture/ photo/ drawing. Be sure to include the copyright information if the picture is not your own original work.)

Q _____



Caption: _____

Numbers Chapter 14

Title I would give this chapter:

Glue completed penmanship paper for this chapter:


Hebrew-Greek vocabulary study from penmanship verse:

Underlined Word: _____
Strong's Number: _____
Hebrew or Greek Word: _____
Phonetic Spelling (Pronunciation): _____
Definition: _____ _____ _____

Verse cross-referenced. *Just write the Bible reference, then go to the Bible verse and read it.*

Write out today's *chapter question*, then illustrate your answer. (For 3-dimensional artwork, you will need to photograph your artwork and mount the photo on this page.) Include a caption for your illustration or artwork. (For the illustration, you may draw your own picture, or paste on this page an appropriate clipart or other picture/ photo/ drawing. Be sure to include the copyright information if the picture is not your own original work.)

Q _____



Caption: _____

Numbers Chapter 15

Title I would give this chapter:

Glue completed penmanship paper for this chapter:


Hebrew-Greek vocabulary study from penmanship verse:

Underlined Word: _____
Strong's Number: _____
Hebrew or Greek Word: _____
Phonetic Spelling (Pronunciation): _____
Definition: _____ _____ _____

Verse cross-referenced. Just write the Bible reference, then go to the Bible verse and read it.

Write out today's *chapter question*, then illustrate your answer. (For 3-dimensional artwork, you will need to photograph your artwork and mount the photo on this page.) Include a caption for your illustration or artwork. (For the illustration, you may draw your own picture, or paste on this page an appropriate clipart or other picture/ photo/ drawing. Be sure to include the copyright information if the picture is not your own original work.)

Q _____



Caption: _____

Numbers Chapter 16

Title I would give this chapter:

Glue completed penmanship paper for this chapter:

Hebrew-Greek vocabulary study from penmanship verse:

Underlined Word: _____
Strong's Number: _____
Hebrew or Greek Word: _____
Phonetic Spelling (Pronunciation): _____
Definition: _____ _____ _____

Verse cross-referenced. *Just write the Bible reference, then go to the Bible verse and read it.*

Write out today's *chapter question*, then illustrate your answer. (For 3-dimensional artwork, you will need to photograph your artwork and mount the photo on this page.) Include a caption for your illustration or artwork. (For the illustration, you may draw your own picture, or paste on this page an appropriate clipart or other picture/ photo/ drawing. Be sure to include the copyright information if the picture is not your own original work.)

Q _____



Caption: _____

Numbers Chapter 17

Title I would give this chapter:

Glue completed penmanship paper for this chapter:


Hebrew-Greek vocabulary study from penmanship verse:

Underlined Word: _____
Strong's Number: _____
Hebrew or Greek Word: _____
Phonetic Spelling (Pronunciation): _____
Definition: _____ _____ _____

Verse cross-referenced. Just write the Bible reference, then go to the Bible verse and read it.

Write out today's *chapter question*, then illustrate your answer. (For 3-dimensional artwork, you will need to photograph your artwork and mount the photo on this page.) Include a caption for your illustration or artwork. (For the illustration, you may draw your own picture, or paste on this page an appropriate clipart or other picture/ photo/ drawing. Be sure to include the copyright information if the picture is not your own original work.)

Q _____



Caption: _____

Numbers Chapter 18

Title I would give this chapter:

Glue completed penmanship paper for this chapter:

Hebrew-Greek vocabulary study from penmanship verse:

Underlined Word: _____
Strong's Number: _____
Hebrew or Greek Word: _____
Phonetic Spelling (Pronunciation): _____
Definition: _____ _____ _____

Verse cross-referenced. *Just write the Bible reference, then go to the Bible verse and read it.*

Write out today's *chapter question*, then illustrate your answer. (For 3-dimensional artwork, you will need to photograph your artwork and mount the photo on this page.) Include a caption for your illustration or artwork. (For the illustration, you may draw your own picture, or paste on this page an appropriate clipart or other picture/ photo/ drawing. Be sure to include the copyright information if the picture is not your own original work.)

Q _____



Caption: _____

Numbers Chapter 19

Title I would give this chapter:

Glue completed penmanship paper for this chapter:


Hebrew-Greek vocabulary study from penmanship verse:

Underlined Word: _____
Strong's Number: _____
Hebrew or Greek Word: _____
Phonetic Spelling (Pronunciation): _____
Definition: _____ _____ _____

Verse cross-referenced. *Just write the Bible reference, then go to the Bible verse and read it.*

Write out today's *chapter question*, then illustrate your answer. (For 3-dimensional artwork, you will need to photograph your artwork and mount the photo on this page.) Include a caption for your illustration or artwork. (For the illustration, you may draw your own picture, or paste on this page an appropriate clipart or other picture/ photo/ drawing. Be sure to include the copyright information if the picture is not your own original work.)

Q _____



Caption: _____

Numbers Chapter 20

Title I would give this chapter:

Glue completed penmanship paper for this chapter:

Hebrew-Greek vocabulary study from penmanship verse:

Underlined Word: _____
Strong's Number: _____
Hebrew or Greek Word: _____
Phonetic Spelling (Pronunciation): _____
Definition: _____ _____ _____

Verse cross-referenced. *Just write the Bible reference, then go to the Bible verse and read it.*

Write out today's *chapter question*, then illustrate your answer. (For 3-dimensional artwork, you will need to photograph your artwork and mount the photo on this page.) Include a caption for your illustration or artwork. (For the illustration, you may draw your own picture, or paste on this page an appropriate clipart or other picture/ photo/ drawing. Be sure to include the copyright information if the picture is not your own original work.)

Q _____



Caption: _____

Numbers Chapter 21

Title I would give this chapter:

Glue completed penmanship paper for this chapter:


Hebrew-Greek vocabulary study from penmanship verse:

Underlined Word: _____
Strong's Number: _____
Hebrew or Greek Word: _____
Phonetic Spelling (Pronunciation): _____
Definition: _____ _____ _____

Verse cross-referenced. *Just write the Bible reference, then go to the Bible verse and read it.*

Write out today's *chapter question*, then illustrate your answer. (For 3-dimensional artwork, you will need to photograph your artwork and mount the photo on this page.) Include a caption for your illustration or artwork. (For the illustration, you may draw your own picture, or paste on this page an appropriate clipart or other picture/ photo/ drawing. Be sure to include the copyright information if the picture is not your own original work.)

Q _____



Caption: _____

Numbers Chapter 22

Title I would give this chapter:

Glue completed penmanship paper for this chapter:


Hebrew-Greek vocabulary study from penmanship verse:

Underlined Word: _____
Strong's Number: _____
Hebrew or Greek Word: _____
Phonetic Spelling (Pronunciation): _____
Definition: _____ _____ _____

Verse cross-referenced. *Just write the Bible reference, then go to the Bible verse and read it.*

Write out today's *chapter question*, then illustrate your answer. (For 3-dimensional artwork, you will need to photograph your artwork and mount the photo on this page.) Include a caption for your illustration or artwork. (For the illustration, you may draw your own picture, or paste on this page an appropriate clipart or other picture/ photo/ drawing. Be sure to include the copyright information if the picture is not your own original work.)

Q _____



Caption: _____

Numbers Chapter 23

Title I would give this chapter:

Glue completed penmanship paper for this chapter:


Hebrew-Greek vocabulary study from penmanship verse:

Underlined Word: _____
Strong's Number: _____
Hebrew or Greek Word: _____
Phonetic Spelling (Pronunciation): _____
Definition: _____ _____ _____

Verse cross-referenced. *Just write the Bible reference, then go to the Bible verse and read it.*

Write out today's *chapter question*, then illustrate your answer. (For 3-dimensional artwork, you will need to photograph your artwork and mount the photo on this page.) Include a caption for your illustration or artwork. (For the illustration, you may draw your own picture, or paste on this page an appropriate clipart or other picture/ photo/ drawing. Be sure to include the copyright information if the picture is not your own original work.)

Q _____



Caption: _____

Numbers Chapter 24

Title I would give this chapter:

Glue completed penmanship paper for this chapter:

Hebrew-Greek vocabulary study from penmanship verse:

Underlined Word: _____
Strong's Number: _____
Hebrew or Greek Word: _____
Phonetic Spelling (Pronunciation): _____
Definition: _____ _____ _____

Verse cross-referenced. *Just write the Bible reference, then go to the Bible verse and read it.*

Write out today's *chapter question*, then illustrate your answer. (For 3-dimensional artwork, you will need to photograph your artwork and mount the photo on this page.) Include a caption for your illustration or artwork. (For the illustration, you may draw your own picture, or paste on this page an appropriate clipart or other picture/ photo/ drawing. Be sure to include the copyright information if the picture is not your own original work.)

Q _____



Caption: _____

Numbers Chapter 25

Title I would give this chapter:

Glue completed penmanship paper for this chapter:


Hebrew-Greek vocabulary study from penmanship verse:

Underlined Word: _____
Strong's Number: _____
Hebrew or Greek Word: _____
Phonetic Spelling (Pronunciation): _____
Definition: _____ _____ _____

Verse cross-referenced. *Just write the Bible reference, then go to the Bible verse and read it.*

Write out today's *chapter question*, then illustrate your answer. (For 3-dimensional artwork, you will need to photograph your artwork and mount the photo on this page.) Include a caption for your illustration or artwork. (For the illustration, you may draw your own picture, or paste on this page an appropriate clipart or other picture/ photo/ drawing. Be sure to include the copyright information if the picture is not your own original work.)

Q _____



Caption: _____

Numbers Chapter 26

Title I would give this chapter:

Glue completed penmanship paper for this chapter:


Hebrew-Greek vocabulary study from penmanship verse:

Underlined Word: _____
Strong's Number: _____
Hebrew or Greek Word: _____
Phonetic Spelling (Pronunciation): _____
Definition: _____ _____ _____

Verse cross-referenced. *Just write the Bible reference, then go to the Bible verse and read it.*

Write out today's *chapter question*, then illustrate your answer. (For 3-dimensional artwork, you will need to photograph your artwork and mount the photo on this page.) Include a caption for your illustration or artwork. (For the illustration, you may draw your own picture, or paste on this page an appropriate clipart or other picture/ photo/ drawing. Be sure to include the copyright information if the picture is not your own original work.)

Q _____



Caption: _____

Numbers Chapter 27

Title I would give this chapter:

Glue completed penmanship paper for this chapter:


Hebrew-Greek vocabulary study from penmanship verse:

Underlined Word: _____
Strong's Number: _____
Hebrew or Greek Word: _____
Phonetic Spelling (Pronunciation): _____
Definition: _____ _____ _____

Verse cross-referenced. *Just write the Bible reference, then go to the Bible verse and read it.*

Write out today's *chapter question*, then illustrate your answer. (For 3-dimensional artwork, you will need to photograph your artwork and mount the photo on this page.) Include a caption for your illustration or artwork. (For the illustration, you may draw your own picture, or paste on this page an appropriate clipart or other picture/ photo/ drawing. Be sure to include the copyright information if the picture is not your own original work.)

Q _____



Caption: _____

Numbers Chapter 28

Title I would give this chapter:

Glue completed penmanship paper for this chapter:


Hebrew-Greek vocabulary study from penmanship verse:

Underlined Word: _____
Strong's Number: _____
Hebrew or Greek Word: _____
Phonetic Spelling (Pronunciation): _____
Definition: _____ _____ _____

Verse cross-referenced. *Just write the Bible reference, then go to the Bible verse and read it.*

Write out today's *chapter question*, then illustrate your answer. (For 3-dimensional artwork, you will need to photograph your artwork and mount the photo on this page.) Include a caption for your illustration or artwork. (For the illustration, you may draw your own picture, or paste on this page an appropriate clipart or other picture/ photo/ drawing. Be sure to include the copyright information if the picture is not your own original work.)

Q _____



Caption: _____

Numbers Chapter 29

Title I would give this chapter:

Glue completed penmanship paper for this chapter:


Hebrew-Greek vocabulary study from penmanship verse:

Underlined Word: _____
Strong's Number: _____
Hebrew or Greek Word: _____
Phonetic Spelling (Pronunciation): _____
Definition: _____ _____ _____

Verse cross-referenced. *Just write the Bible reference, then go to the Bible verse and read it.*

Write out today's *chapter question*, then illustrate your answer. (For 3-dimensional artwork, you will need to photograph your artwork and mount the photo on this page.) Include a caption for your illustration or artwork. (For the illustration, you may draw your own picture, or paste on this page an appropriate clipart or other picture/ photo/ drawing. Be sure to include the copyright information if the picture is not your own original work.)

Q _____



Caption: _____

Numbers Chapter 30

Title I would give this chapter:

Glue completed penmanship paper for this chapter:

Hebrew-Greek vocabulary study from penmanship verse:

Underlined Word: _____
Strong's Number: _____
Hebrew or Greek Word: _____
Phonetic Spelling (Pronunciation): _____
Definition: _____ _____ _____

Verse cross-referenced. *Just write the Bible reference, then go to the Bible verse and read it.*

Write out today's *chapter question*, then illustrate your answer. (For 3-dimensional artwork, you will need to photograph your artwork and mount the photo on this page.) Include a caption for your illustration or artwork. (For the illustration, you may draw your own picture, or paste on this page an appropriate clipart or other picture/ photo/ drawing. Be sure to include the copyright information if the picture is not your own original work.)

Q _____



Caption: _____

Numbers Chapter 31

Title I would give this chapter:

Glue completed penmanship paper for this chapter:


Hebrew-Greek vocabulary study from penmanship verse:

Underlined Word: _____
Strong's Number: _____
Hebrew or Greek Word: _____
Phonetic Spelling (Pronunciation): _____
Definition: _____ _____ _____

Verse cross-referenced. *Just write the Bible reference, then go to the Bible verse and read it.*

Write out today's *chapter question*, then illustrate your answer. (For 3-dimensional artwork, you will need to photograph your artwork and mount the photo on this page.) Include a caption for your illustration or artwork. (For the illustration, you may draw your own picture, or paste on this page an appropriate clipart or other picture/ photo/ drawing. Be sure to include the copyright information if the picture is not your own original work.)

Q _____



Caption: _____

Numbers Chapter 32

Title I would give this chapter:

Glue completed penmanship paper for this chapter:


Hebrew-Greek vocabulary study from penmanship verse:

Underlined Word: _____
Strong's Number: _____
Hebrew or Greek Word: _____
Phonetic Spelling (Pronunciation): _____
Definition: _____ _____ _____

Verse cross-referenced. *Just write the Bible reference, then go to the Bible verse and read it.*

Write out today's *chapter question*, then illustrate your answer. (For 3-dimensional artwork, you will need to photograph your artwork and mount the photo on this page.) Include a caption for your illustration or artwork. (For the illustration, you may draw your own picture, or paste on this page an appropriate clipart or other picture/ photo/ drawing. Be sure to include the copyright information if the picture is not your own original work.)

Q _____



Caption: _____

Numbers Chapter 33

Title I would give this chapter:

Glue completed penmanship paper for this chapter:

Hebrew-Greek vocabulary study from penmanship verse:

Underlined Word: _____
Strong's Number: _____
Hebrew or Greek Word: _____
Phonetic Spelling (Pronunciation): _____
Definition: _____ _____ _____

Verse cross-referenced. *Just write the Bible reference, then go to the Bible verse and read it.*

Write out today's *chapter question*, then illustrate your answer. (For 3-dimensional artwork, you will need to photograph your artwork and mount the photo on this page.) Include a caption for your illustration or artwork. (For the illustration, you may draw your own picture, or paste on this page an appropriate clipart or other picture/ photo/ drawing. Be sure to include the copyright information if the picture is not your own original work.)

Q _____



Caption: _____

Numbers Chapter 34

Title I would give this chapter:

Glue completed penmanship paper for this chapter:


Hebrew-Greek vocabulary study from penmanship verse:

Underlined Word: _____
Strong's Number: _____
Hebrew or Greek Word: _____
Phonetic Spelling (Pronunciation): _____
Definition: _____ _____ _____

Verse cross-referenced. *Just write the Bible reference, then go to the Bible verse and read it.*

Write out today's *chapter question*, then illustrate your answer. (For 3-dimensional artwork, you will need to photograph your artwork and mount the photo on this page.) Include a caption for your illustration or artwork. (For the illustration, you may draw your own picture, or paste on this page an appropriate clipart or other picture/ photo/ drawing. Be sure to include the copyright information if the picture is not your own original work.)

Q _____



Caption: _____

Numbers Chapter 35

Title I would give this chapter:

Glue completed penmanship paper for this chapter:


Hebrew-Greek vocabulary study from penmanship verse:

Underlined Word: _____
Strong's Number: _____
Hebrew or Greek Word: _____
Phonetic Spelling (Pronunciation): _____
Definition: _____ _____ _____

Verse cross-referenced. *Just write the Bible reference, then go to the Bible verse and read it.*

Write out today's *chapter question*, then illustrate your answer. (For 3-dimensional artwork, you will need to photograph your artwork and mount the photo on this page.) Include a caption for your illustration or artwork. (For the illustration, you may draw your own picture, or paste on this page an appropriate clipart or other picture/ photo/ drawing. Be sure to include the copyright information if the picture is not your own original work.)

Q _____



Caption: _____

Numbers Chapter 36

Title I would give this chapter:

Glue completed penmanship paper for this chapter:


Hebrew-Greek vocabulary study from penmanship verse:

Underlined Word: _____
Strong's Number: _____
Hebrew or Greek Word: _____
Phonetic Spelling (Pronunciation): _____
Definition: _____ _____ _____

Verse cross-referenced. *Just write the Bible reference, then go to the Bible verse and read it.*

Write out today's *chapter question*, then illustrate your answer. (For 3-dimensional artwork, you will need to photograph your artwork and mount the photo on this page.) Include a caption for your illustration or artwork. (For the illustration, you may draw your own picture, or paste on this page an appropriate clipart or other picture/ photo/ drawing. Be sure to include the copyright information if the picture is not your own original work.)

Q _____



Caption: _____

Mini Books for the Book of Numbers
(Use cardstock for mounting mini books.)

Mini Books for the Book of Numbers
(Use cardstock for mounting mini books.)

Mini Books for the Book of Numbers
(Use cardstock for mounting mini books.)

Mini Books for the Book of Numbers
(Use cardstock for mounting mini books.)

Mini Books for the Book of Numbers
(Use cardstock for mounting mini books.)

Mini Books for the Book of Numbers
(Use cardstock for mounting mini books.)

Mini Books for the Book of Numbers
(Use cardstock for mounting mini books.)

Mini Books for the Book of Numbers
(Use cardstock for mounting mini books.)

Mini Books for the Book of Numbers
(Use cardstock for mounting mini books.)

Mini Books for the Book of Numbers
(Use cardstock for mounting mini books.)

Insert pocket folder at back of study. Pocket folder is for essays and other study papers not already mounted in this study notebook.