

Making Mini-books on  
**Christ in Leviticus**

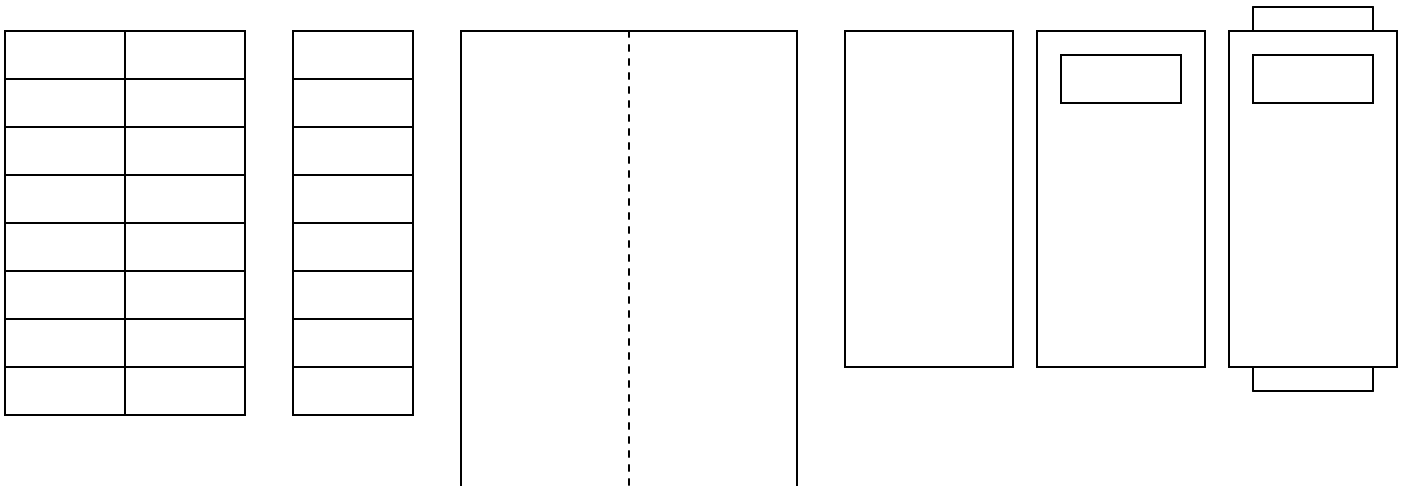
**Leviticus 1-5**

<b>BURNT OFFERING</b>	This is the only offering where all of the offering was consumed. Jesus offered ALL of Himself at Calvary, and not just part of Himself. Jesus is the final Burnt Offering. <sup>2</sup>
<b>GRAIN OFFERING</b>	As there was no shedding of blood in this sacrifice, this sacrifice foreshadowed the perfect life and humanity of Christ. <sup>2</sup>
<b>PEACE (or FELLOWSHIP) OFFERING</b>	This foreshadowed that Jesus makes possible our peace with God, with each other, and within ourselves. Jesus is our Peace. The "peace with each other" aspect of the foreshadowing was seen in that part of the offering was to be shared with each other in a fellowship meal. <sup>2</sup>
<b>SIN OFFERING</b>	Placing a hand on the sacrificed animal's head was symbolic of transferring the sin to the innocent victim. This foreshadowed that our guilt was transferred to innocent Jesus when He took our sins upon Himself, so that if we believe we can be forgiven of our sins. <sup>2</sup>
<b>RESTITUTION OFFERING</b>	This focused on the restoration to be made due to sin. Since Christ fulfilled the Law, the only way for us to be restored to a right relationship with God is through our trusting in Christ's work on the cross. This involves us confessing our sins to God and trusting Him to restore us. <sup>2</sup>
<b>ORDINATION OFFERING</b>	This offering foreshadowed that Jesus is our Great High Priest. <sup>2</sup>

# Making Mini-books on *Christ in Leviticus*

## Mini-Book Activity:

1. Make a quiz card. Print the above "card" onto cardstock (include the blank spots). Fold the card down the middle and glue it together, so the names of the sacrifices appear on one side and the descriptions appear on the other side.
2. Make a quiz sleeve into which you will slide the quiz card. To make the sleeve, fold a piece of colorful printer paper in half vertically. Cut the vertically folded paper so that it is approximately 7 inches long.
3. Tape the long sides of the folded paper together. You should be able to slide the card made in step 1 down the middle of the sleeve.
4. Before sliding the card into the sleeve, make a front & back window by cutting a 3- $\frac{1}{2}$ "x1" rectangle (cutting through both the front and back of the sleeve). The window should be cut between  $\frac{1}{2}$ " and 1" down from the top of the sleeve, and approximately  $\frac{7}{16}$ <sup>th</sup> of an inch in on both the left and right sides.
5. To store this quiz card and sleeve in your lapbook or notebook, glue an envelope into your lapbook or notebook. Store the quiz card and sleeve in there.



## Making Mini-books on *Christ in Leviticus*

### Leviticus 2

<b>GRAIN OFFERING</b>	<b>SALT</b>
<b>FRANKINCENSE</b>	<b>OIL</b>
<b>NO HONEY</b>	<b>UNLEAVENED</b>
<b>FINE FLOUR</b>	<b>CRUSHED/BROKEN BREAD or WHEAT</b>

<b>Grain Offering:</b> As there was no shedding of blood in this sacrifice, this sacrifice foreshadowed the perfect life and humanity of Christ. <sup>2</sup>	<b>Salt</b> foreshadowed that the New Covenant through Christ is indestructible. <sup>2</sup>
<b>Frankincense</b> was added to the oil, foreshadowing the perfumed fragrance of Christ's humanity (His beauty). <sup>2</sup>	<b>Oil</b> was poured on the offering, foreshadowing Christ's anointing with the Holy Spirit. <sup>2</sup>
<b>No honey</b> foreshadowed that Christ's life was not sugary or sweet. It was hard, serious, sorrowful, and painful. <sup>2</sup>	<b>Unleavened</b> foreshadowed that Christ was without sin. <sup>2</sup>
Only the finest wheat was to be offered ( <b>fine flour</b> ), foreshadowing the perfect life of Jesus. <sup>2</sup>	<b>Crushed/broken bread or wheat</b> foreshadowed that the body of Jesus, the Bread of Life, was broken for us on the cross. <sup>2</sup>

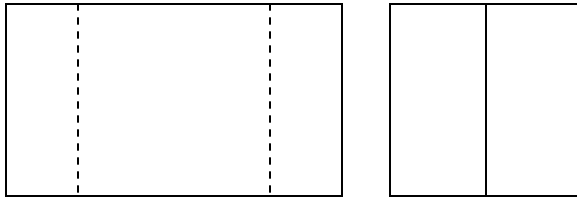
# Making Mini-books on *Christ in Leviticus*

## Mini-Book Activity:

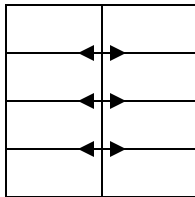
1. Fold a piece of colorful printer paper in half the short way (horizontally).




2. Open up the paper and refold, this time folding the left and right sides toward the middle (they will touch in the middle).



3. With the paper folded this way, cut slits in the left and right front flaps from the center toward the left fold and from the center toward the right fold. You should now have a mini-book that has 8 flaps (4 opening to the left and 4 opening to the right).



4. Cut and glue the 8 label cards above onto the front of each flap. Open all the flaps and cut and glue the description cards into the middle of the inside of the mini-book. Make sure the description cards are glued under the appropriate label card.



Open view

# Making Mini-books on ***Christ in Leviticus***

## **Leviticus (all of the Law)**

### **True Purpose of the Law**

"For whoever shall keep the whole law, and yet stumble in one point, he is guilty of all." **James 2:10 NKJV**

"What purpose then does the law serve? It was added because of transgressions, till the Seed should come to whom the promise was made; and it was appointed through angels by the hand of a mediator. Now a mediator does not mediate for one only, but God is one. Is the law then against the promises of God? Certainly not! For if there had been a law given which could have given life, truly righteousness would have been by the law. But the Scripture has confined all under sin, that the promise by faith in Jesus Christ might be given to those who believe. But before faith came, we were kept under guard by the law, kept for the faith which would afterward be revealed. Therefore the law was our tutor to bring us to Christ, that we might be justified by faith. But after faith has come, we are no longer under a tutor. For you are all sons of God through faith in Christ Jesus. For as many of you as were baptized into Christ have put on Christ. There is neither Jew nor Greek, there is neither slave nor free, there is neither male nor female; for you are all one in Christ Jesus. And if you are Christ's, then you are Abraham's seed, and heirs according to the promise." **Galatians 3:19-29 NKJV**

"Do not think that I came to destroy the Law or the Prophets. I did not come to destroy but to fulfill." **Matthew 5:17 NKJV**

**The Law is our tutor, our teacher. It was never meant to make us perfect. It was meant to show us that we cannot ever be perfect. It was never meant to "save" us. It was meant to show us our need for the Savior, Jesus Christ. If we are without Christ and stumble in even one point of the Law, then we are destined for eternity in hell -- separated from God forever. Yet, if we have received in faith Jesus' work on the cross, if we are covered in the blood of His sacrifice, then our transgressions have been atoned through Christ. Only then does the Father see in us not our own unrighteousness, but the righteousness of Christ.**

### **Mini-Book Activity:**

1. Cut out and paste the above "card" onto a piece of cardstock paper. Decorate a border around the paper with glitter glue and/or stickers and colorful markers or pencils.

# Making Mini-books on **Christ in Leviticus**

## **Leviticus 16 & 17:11**

### **Day of Atonement**

This is the most important day on the Jewish calendar. Before Christ, the high priest was to offer a special sacrifice once a year. With that sacrifice, the sins of all the Israelites (for the whole year) were covered. First, the high priest made an offering for himself and for his household. Then two goats were sacrificed as a sin offering on behalf of the people. One goat was slain, the other was a scapegoat.

The high priest entered the Holy of Holies, bringing with him the blood of the slain goat. He sprinkled the blood of the slain goat on the mercy seat and before the mercy seat. After coming back out of the Holy of Holies and performing more of the sacrificial ritual, the scapegoat was sent off into the wilderness:

"Aaron shall lay both his hands on the head of the live goat, confess over it all the iniquities of the children of Israel, and all their transgressions, concerning all their sins, putting them on the head of the goat, and shall send it away into the wilderness by the hand of a suitable man. The goat shall bear on itself all their iniquities to an uninhabited land; and he shall release the goat in the wilderness." **Leviticus 16:21-22 NKJV**

(Notes are paraphrased from **Christ in the Old Testament** by Wil Pounds at <http://www.heartforchrist.org/biblestudies/topical/Christ%20in%20OT%20-%20Complete.pdf>.)

### **Christ**

- The Day of Atonement was temporary. It was to be observed year after year until the time of Christ. This sacrificial system was a foreshadowing of the perfect and final sacrifice to come. An imperfect man could not be a perfect priest or offer a perfect sacrifice. Only the perfect Jesus could be the Great High Priest and be the perfect sacrifice.
- The sprinkling of the blood on and before the mercy seat represented the perfect acceptance and perfect standing before God through the shed blood.
- The slain goat was a type of Christ's death as our sin covering. The innocent slain goat was sacrificed in the place of the Israelites. Innocent Jesus was crucified in the place of us sinners.
- Jesus not only died on the cross for us, but He also carries our sins far away. The scapegoat is a type of the carrying away of our sins through Christ.

(Notes are paraphrased from **Christ in the Old Testament** by Wil Pounds at <http://www.heartforchrist.org/biblestudies/topical/Christ%20in%20OT%20-%20Complete.pdf>.)

### **Mini-Book Activity:**

1. Take a piece of colorful printer paper and fold it in half the long way (vertical fold).
2. On the front, draw two goats.
3. On the inside left and right sides of the booklet, cut and glue the above "cards."

# Making Mini-books on *Christ in Leviticus*

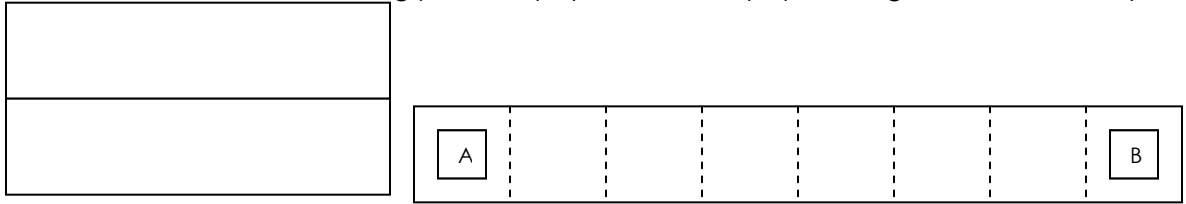
## Leviticus 23

<p style="text-align: center;"><b>Sabbath</b></p> <p>This was a day of rest from work.</p> <p style="text-align: center;">God is our rest.<sup>1</sup></p>	<p style="text-align: center;"><b>Passover</b></p> <p>This commemorates the freedom of Israel from bondage in Egypt.</p> <p>The Passover lamb was a type of Christ, whose blood was shed to free us from our bondage to sin.<sup>1</sup></p>	<p style="text-align: center;"><b>Festival of Unleavened Bread</b></p> <p>The Israelites put away leaven (representing sin) for seven days. This festival represents our duty to walk in holiness. The unleavened bread was made by piercing the bread. When baked, the bread became striped.</p> <p>The Messiah was sinless and was pierced for us. We are healed by His stripes.<sup>1</sup></p>	<p style="text-align: center;"><b>Feast of Firstfruits</b></p> <p>A sheaf of barley was presented before the Lord, noting the beginning of the barley harvest. (This was the year's first grain). The sheaf was waved in thanks for the harvest.</p> <p>The first harvest typified the coming bigger harvest. (1 Corinthians 15:20)<sup>1</sup></p>
<p style="text-align: center;"><b>Feast of Weeks (Pentecost)</b></p> <p>This was a harvest festival showing thanks to God for the start of the wheat harvest. Two loaves of bread were waved in a wave offering.</p> <p>This was a type of the Day of Pentecost when the Holy Spirit descended and the Church began. The two loaves were symbolic of the fact that the Jews and Gentiles would be made into one new flesh. (Ephesians 2:15)<sup>1</sup></p>	<p style="text-align: center;"><b>Feast of Trumpets</b></p> <p>There was the blowing of trumpets calling together the Israelites. There was a 10-day period for examination of oneself and repentance. This period led up to the Day of Atonement.</p> <p>This typifies when the Israelites will be gathered again to their land before their national repentance.<sup>1</sup></p>	<p style="text-align: center;"><b>Day of Atonement</b></p> <p>On this day, the Israelites' sins were covered through the sacrificial offerings made by the high priest. There is a strong emphasis on the requirement that the Israelites DO NOT WORK on this day. The high priest was the only person who was to work on this day.</p> <p>This typifies that only through the shed blood of Christ can our sins be covered. We can do nothing to earn our redemption. It was Christ's work alone that saves us.<sup>1</sup></p>	<p style="text-align: center;"><b>Feast of Tabernacles (Festival of Booths, or Feast of Ingathering)</b></p> <p>The Israelites dwelt in booths for seven days.</p> <p>This typifies the final rest and final harvest. During that time, the Israelites will be securely living in the land during the Millennial Age.<sup>1</sup></p>

## Making Mini-books on *Christ in Leviticus*

### Mini-Book Activity:

1. Take a piece of colorful printer paper and cut it in half the long way (vertically). Take both pieces and glue them end-to-end to make one long piece of paper. Fold this paper in eighths accordion-style.



2. When the accordion booklet opens up (horizontally), there will be 8 spaces. On the back of space **A**, write the words "Jewish Holy Days." (This will end up being the front of the booklet.) Glue the 8 cards into each of the spaces. The back of space **B** will be glued into the lapbook or notebook.



## Making Mini-books on **Christ in Leviticus**

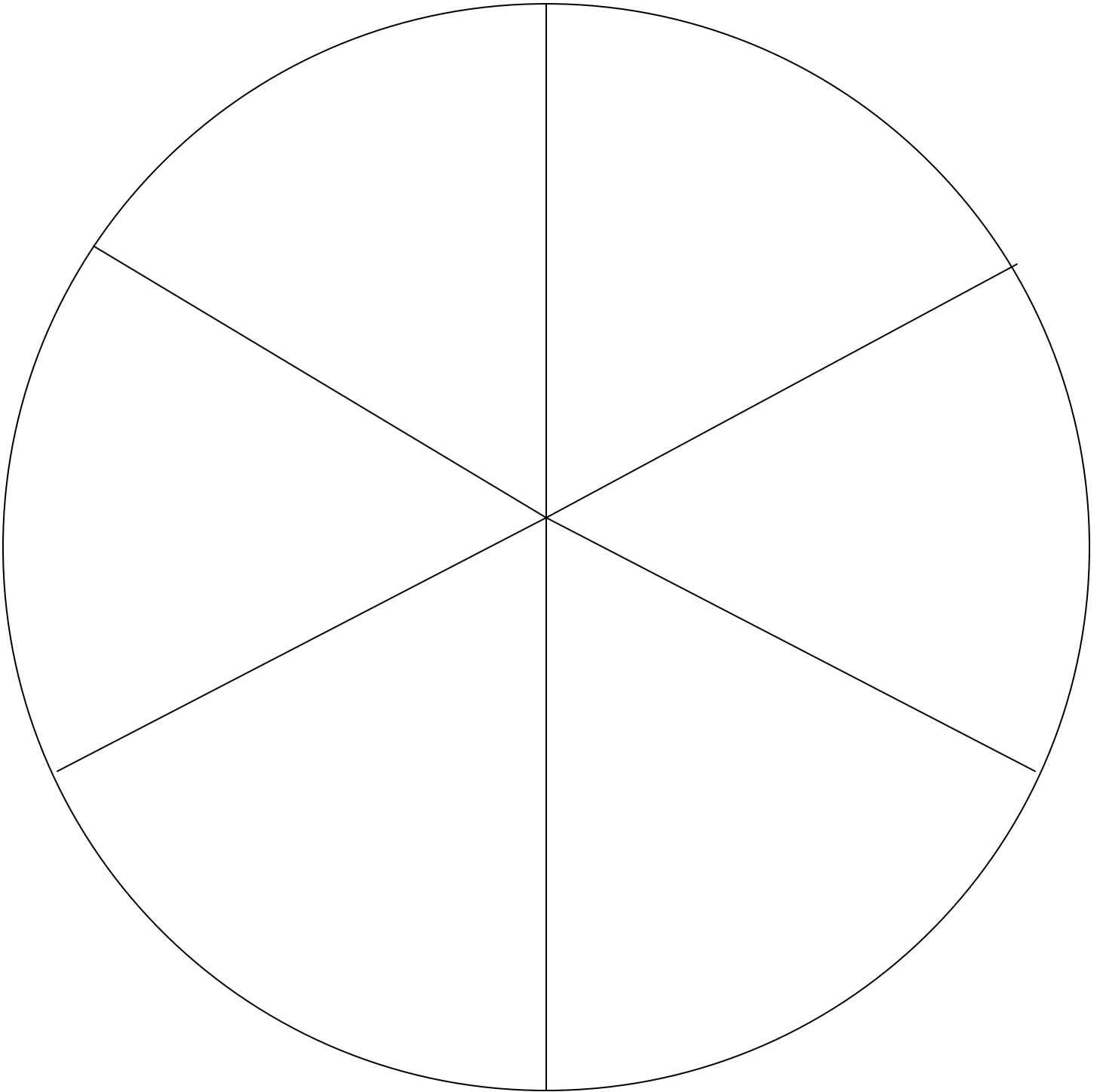
### Leviticus 25:47-55

<b>Our Kinsman Redeemer</b>	<p>For a kinsman redeemer to redeem, he needed to be near of kin.</p> <p>Jesus became near of kin, like us, when He emptied Himself and was incarnated to live among us.<sup>3</sup></p>	<p>A kinsman redeemer needed to be able to redeem. (He himself could not need redemption.)</p> <p>Jesus has the power to redeem us. He was perfect and needed no redemption.<sup>3</sup></p>	<p>A kinsman redeemer needed to be willing to redeem.</p> <p>Jesus was willing to redeem us.<sup>3</sup> (John 10:17-18)</p>	<p>The full redemption price had to be completely paid for the redemption to be complete.</p> <p>Jesus paid the full price. Believers have been redeemed.<sup>3</sup></p>	<p>Our salvation has been purchased by the shed blood of Jesus. Our redemption is complete when we receive in faith Christ's work on the cross. Jesus is our Kinsman Redeemer.<sup>3</sup></p>
-------------------------------------	--	--	--	---	--

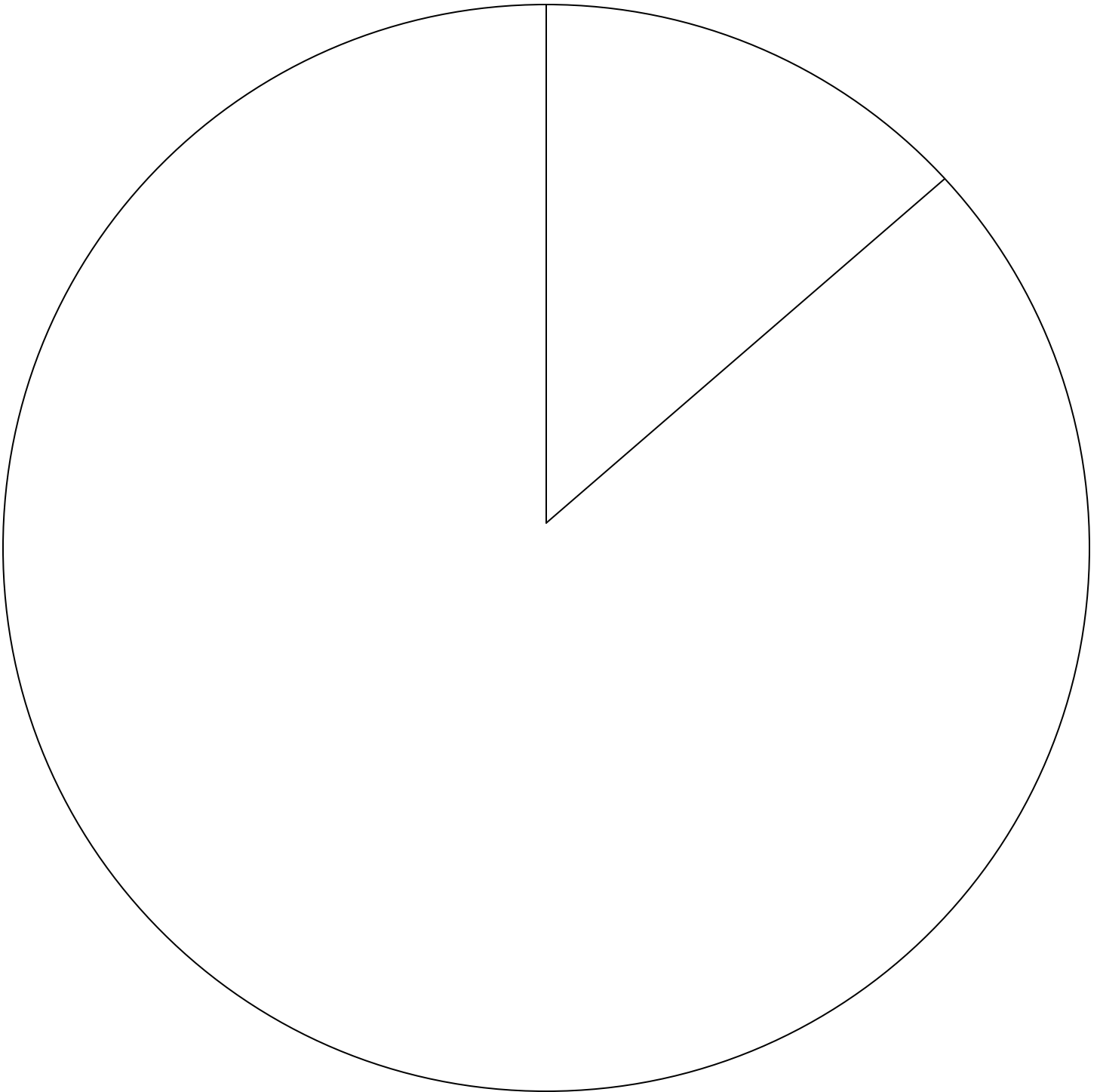
#### Mini-Book Activity:

1. Print and cut out the above six "cards."
2. Print on cardstock the two circles on the following two pages. Cut out the two circles. Cut out the single triangle on only the second circle.
3. On the first circle (with the six triangles), glue the six cards around the circle. (The bottom of each card should meet toward the middle of the circle, and each card should be centered in its own triangle.)
4. Place the second circle (with the cut-out triangle) on top of the first circle. Place a brad clip (paper fastener) in the middle. The top circle should be able to spin around the bottom circle, showing one section at a time.

Making Mini-books on  
***Christ in Leviticus***



Making Mini-books on  
***Christ in Leviticus***



# Making Mini-books on *Christ in Leviticus*

## Works Cited

MacDonald, William. Believer's Bible Commentary. Nashville, TN: Thomas Nelson Publishers, Inc. 1995.<sup>1</sup>

Morgan, Robert J. Donelson Fellowship Pocket Papers. <http://www.donelson.org/pocket.cfm>.<sup>2</sup>

Pounds, Wil. Christ in the Old Testament.

<http://www.heartforchrist.org/biblestudies/topical/Christ%20in%20OT%20-%20Complete.pdf> .<sup>3</sup>

The Holy Bible: New King James Version. Nashville, TN: Thomas Nelson, Inc. 1994.<sup>4</sup>